

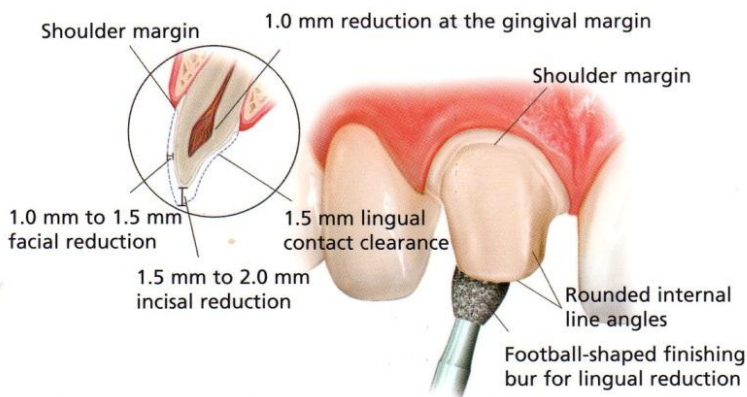
For IPS e.max® indications

	IPS e.max Ceram/ZirPress	IPS e.max ZirCAD	IPS e.max CAD/Press
Anterior			
Crown		✓	✓
Veneer	✓	✓	✓
Bridge		✓	✓
Posterior			
Crown		✓	✓
Bridge		✓	

Anterior Chairside Preparation Guide

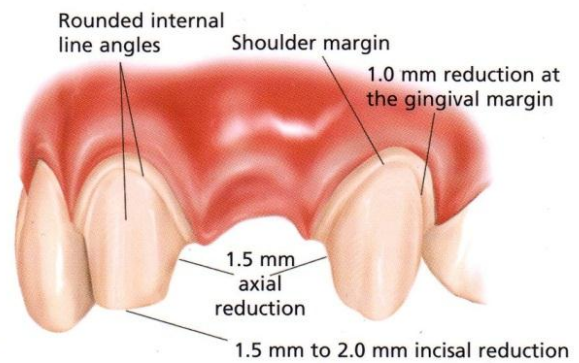
Full-Coverage Restorations

ANTERIOR CROWN PREPARATION



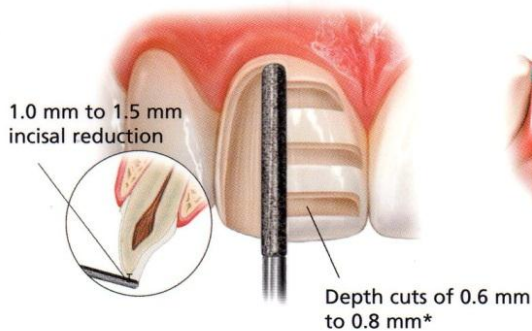
3-Unit Bridge Restorations

3-UNIT BRIDGE PREPARATION



Veneers

A medium grit, round-ended, diamond bur is used to remove a uniform thickness of facial enamel by joining the depth-cut grooves.



The diamond bur is angled to bevel back the incisal edge.

Thin Veneers

IPS e.max can be pressed to as thin as 0.3 mm for veneers. If sufficient space is present, IPS e.max can be placed over the existing teeth without the removal of any tooth structure. Depending on the case requirements, however, some teeth may need to be prepared to accommodate for the thickness of the ceramic and to ensure for proper contour and emergence profile.



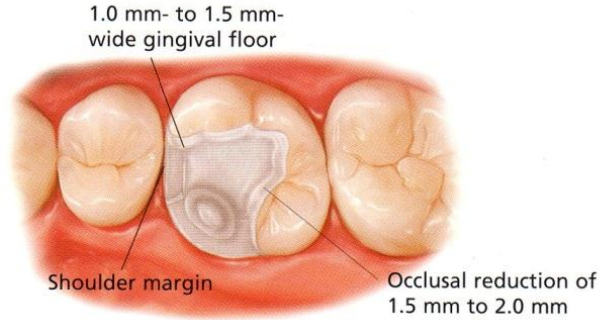
*Please note: For additional masking capabilities and/or layering techniques, further reduction may be necessary. Contact your laboratory for further information.

Inlays/Onlays

INLAY PREPARATION

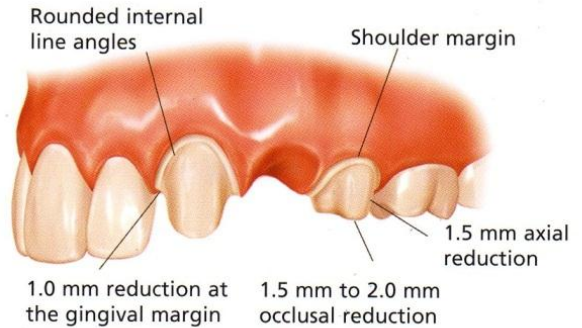
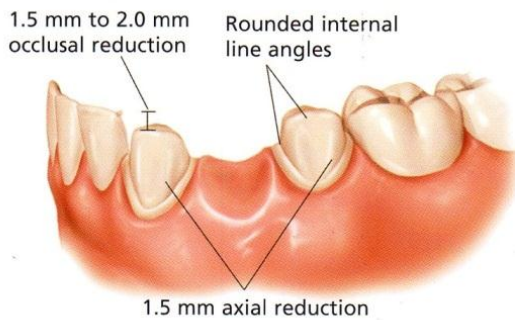


ONLAY PREPARATION



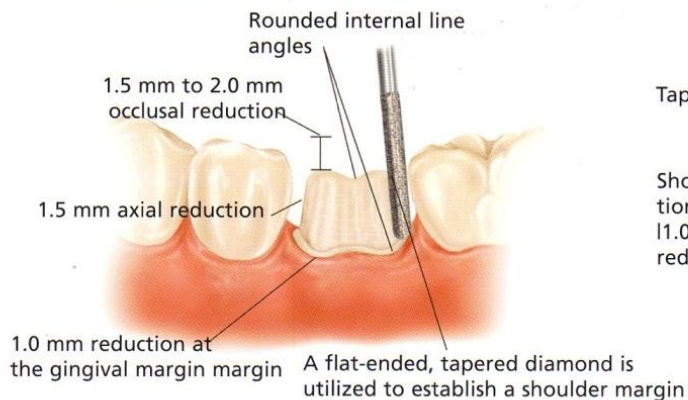
3-Unit Bridge Restorations

3-UNIT BRIDGE PREPARATION

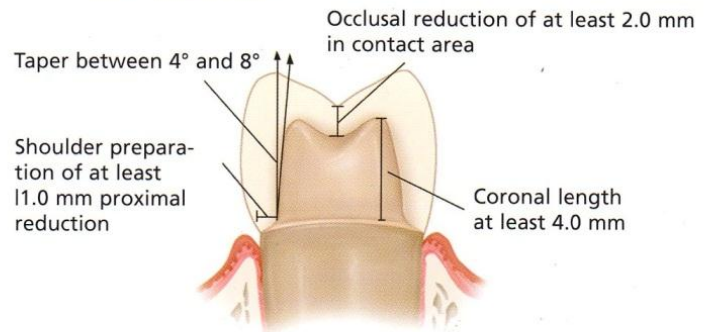


Full-Coverage Restorations

POSTERIOR CROWN PREPARATION



CONVENTIONAL CEMENTATION PREPARATION



When layered or pressed ceramic margins are preferred in conjunction with a zirconia framework, enhanced gingival esthetics can be achieved with a definitive 90 degree shoulder preparation.

www.ivoclarvivadent.com

Call us toll free at 1-800-533-6825 in the U.S., 1-800-263-8182 in Canada.
©2009 Ivoclar Vivadent, Inc. IPS e.max is a registered trademark of Ivoclar Vivadent.
#598204 All illustrations ©2009 Montage Media Corporation

100% CUSTOMER SATISFACTION
GUARANTEED!